

Creel Notes from the



P.O. Box 639, Mercer Island, WA 98040

Website: www.wffc.com

Member of  International Federation of
FLY FISHERS
Conserving, Restoring, Educating Through Fly Fishing

MMXIV No. 10

October, 2014

President's Riffle

By President Michael Moscynski



Yippee and Happy 75th Birthday to the Washington Fly Fishing Club! It seems like we have been looking forward to this celebration for a long time but it is finally here. I am looking forward to seeing you all at the STC on October 21st to celebrate this wonderful, 75th anniversary milestone. Thanks to Dave Schorsch, for all the hard work by you and your team to make the celebration possible. Things can change a lot over time. In 1939 the average cost of new house was \$3,800.00 The average annual wage was \$1,730.00 and gas cost 10 cents per gallon. But one thing I believe has not changed and that is the love of fly fishing and the comradery we all enjoy with the WFFC. P.S. I recommend you don't calculate how old you will be for the 100th Anniversary. See you at the gala!

A great time was had by all who attended the Big Twin Lakes outing October 4-5. The dinner and bonfire were great as usual. The trout were a little more persnickety than last year but they did their part. A sure sign of Fall was the Canada Geese out practicing their seasonal touch-and-go landing practice with their leaders honking advice to the newbies. But did they have to practice their night landings so much too?

Don't forget to sign up for the last club outing of the year: the aptly named *Wet Buns* outing. Despite the name the bonfire will be bright and warm, the shelter dry, well mostly dry and the bouillabaisse with all of us cooks beyond compare.

The annual election of the Officers will be at the November membership meeting. The Nominating Committee is working hard to bring us all a great slate of candidates for 2015. If they give you a call, please seriously consider doing your share for the club in 2015. Better yet don't be afraid to volunteer. New members consider volunteering for a Chair Position as a great way to make some closer friendships and learn more about the workings of the club.

IFFF Danish Casting Coordinator needed: the Washington Fly Fishing Fair is being held in Ellensburg, Washington on Friday,

May 1 and Saturday, May 2, 2015. At the fair, there is an outside casting event called the *Danish Casting Games*. **Pat Peterman** is the chairman of casting events at that Fair for the Washington Council of the IFFF. He is looking for a club to set that event up on Friday morning, attend it Friday afternoon and Saturday, and run a competition through the course on Saturday afternoon. If you wish to coordinate or work at this event as a member of the WFFC, please contact Pat or myself. The WFFC would need to provide 4-5 people to sponsor and run this IFF event. In the past, the volunteers have been in rotating shifts, in pairs with all volunteers there for the competition.

- October 21, **WFFC 75th Anniversary Gala**, STC, Dave Schorsch organizer
- November 8-9, **Penrose Point Outing**, aka *Wet Buns*, Dave Schorsch organizer
- November 18, **Membership Meeting and Elections**, STC
- December 16, **Christmas Party**, STC

Some act and talk as though casting were the entire art of fly fishing, and grade an angler solely by the distance he can cover with his flies. This is a great mistake and pernicious in it's influence. Casting is but a method of placing a fly before the trout without alarming it and within it's reach. It is merely placing food before a guest. The selection of such food as will suit, and so serving it as to pleasure a fastidious and fickle taste, still remain indispensably necessary to induce it's acceptance. - Henry P Wells Fly-Rods and Fly Tackle" 1885

Be well.

Inside this Issue

- ✓ Page 2.....October Program
- ✓ Page 2.....Upcoming Outing
- ✓ Page 3.....Casting Call
- ✓ Page 3.....Roundtable /Healing
- ✓ Page 4.....Reports
- ✓ Page 6.....Big Twin Outing
- ✓ Page 7.....Tip, Fly of Month

October Program

The 75th Anniversary Party Is Happening This Third Tuesday, Oct. 21!

By Dave Schorsch

Most of you have already reserved your places there, so I'll be looking forward to a nice evening with you all! Please check in with the Ghillie at the door for your dinner ticket. We are doing no fundraising at this event, so feel free to head to the bar (it's a pay bar, wine will be served with dinner), listen to the music, and visit with your friends. The music will start around 5:30 and go til dinner time. We will attempt a group photo before dinner, as they plate the tables, and shoot for a 7:00 sit down.



Many of you have provided pictures and memorabilia for the evening, but I have a special request of those members that may have received a "goofus" award over the years.... If you have one, and it's not too cumbersome, bring it with you! We will have a special table set aside for those very special events that precipitated your award. You too can be a part of WFFC history!

I hope to see you all there! Tight lines!

Dave Schorsch

Upcoming Outing

Wetbuns, November 8th and 9th

By Dave Schorsch

WETBUNS! "Winter event tasting bouillabaisse under nocturnal skies" will be happening again November 8th and 9th at Penrose Point State Park.

For those unfamiliar with the ritual, we have an annual outing for sea run cutthroat, late silvers, and "on time" chums all over the south sound. Most of us fish the beaches and channels near the park, with some going as far afield as Belfair and Hammersley Inlet. The fishing can be slow to terrific, depending on the year and descriptive abilities of individual anglers. The cuts are "podded up" on the beaches near streams, and the chums are gathering in schools that seem to vary in location each year. (look for larger streams with estuaries) The silvers just seem to happen when you least expect them.... Light lines, small attractor flies, and lots of casting. Exploration is the key, and we have provided a perfect venue for the telling of each adventure.



We will be gathering in the group camping area at Penrose State Park, where they have a nice outdoor shelter and fire pit. There, we will chop, dice, peel, and crack the ingredients for a giant pot of bouillabaisse. We will cook it over a big tempura burner, while consuming wine and appetizers, and trying to swallow the stories of victory and defeat on the water. We will start prepping the seafood around 4:00, aiming at a fire under the pot at 5:00. (partial list of "volunteers" for the pot includes Dungeness crabs, butter and littleneck clams, shrimp, halibut, pollock, cod, various "rooty" vegetables, white wine, and more.) Bring fire wood if you have it!

This is a "must do" outing for several of the long time members, and we'd love to see some new faces at the fish and crab table!

We have the group area reserved for Saturday night, which includes 6 or so camp sites. So anyone who wants to spend the night can do so there without paying the usual fee at the State park. (for Saturday night) Bring your favorite happy hour appetizer or dessert to share! As always, the club provides pop, beer, cheap wine and the dinner! A perk of membership! Don't forget to bring a seal able bowl for leftovers! Sign

(Continued on page 3)

Creel Notes

...is the official publication of the Washington Fly Fishing Club. Subscription is free with membership.

President

Michael Mosczynski

1st Vice President (Membership)

Charles Davis

2nd Vice President (Programs)

Bob Burdick

3rd Vice President (Christmas Party)

David Schorsch

Treasurer

Robert Young

Secretary

Gary Bergquist

Ghillie 1

Jim Macdonald

Ghillie 2

Abe Lillard

Trustees

Don Schroder '12 Gene Gudger '12
Roger Rohrbeck '13 Dave Hawkinson '13
Mark Pratt '14 Maury Skeith '14

Club officers and chairmen can be contacted by logging in the WFFC website then selecting email (upper right corner). Button selection and message box will appear on scroll down

Club Aims and Purposes

The purpose of this club shall be:

1. To improve and increase the sport of Fly Fishing in the State of Washington.
2. To promote and work for the betterment of trout streams and lakes.
3. To encourage and advocate the conservation and increase of trout, steelhead, and salmon in state waters.
4. To promote a campaign of education against pollution in streams, lakes or Sound waters of the State of Washington.
5. To encourage and assist others — particularly young persons of high school age—to become fly fishers and true conservationists.

(Continued from page 2)

up on the web site for head count! See you there!

PS There are lots of beaches around, but a boat can increase your angling success in some areas! Just a hint!

Dave Schorsch 206-227-6134

'Casting Call' for Instructors

Casting Instructors Wanted

By Pat Peterman, MCI

The WFFC has been holding classes for the public to engage them in our sport since at least the 1950s, probably longer than that. Your education committee is looking for some folks that would like to come help us with casting classes and become Certified Casting Instructors under the International Federation of Fly Fishers Casting Instructor Certification Program (CICP).

The FFF Casting Instructor Certification Program (CICP) was developed in 1992 to enhance the overall level of instruction in fly casting by increasing instructor knowledge, casting proficiency, and teaching ability. A secondary goal was to create a common understanding of casting terminology and casting mechanics that would serve the fly-casting community, internationally and in North America.



The CICP offers three types of certification for casting instructors. Each certification requires that the candidate demonstrate core knowledge about the sport and demonstrate casting and instruction proficiency during a performance exam. CI, Casting Instructor, requires competency in teaching beginning and intermediate students and today there are about 1320 CI's worldwide. MCI, Or Master Certified Instructor requires demonstrated competency in teaching casters of all ability levels in any fishing environment. THCI, Two Hand Casting Instructors, are tested their ability to perform and teach two hand casts to two hand (spey) casters of all levels. The CICP is governed by a Casting Board of Governors (CBOG) which are required to be MCIs and nominated by that group.

Our club has several CI's and MCIs and one member of the CBOG that lead classes for our public events. We could use some more certified instructors. To that end, a class is starting this fall to coach and mentor people that would like to become certified instructors and join our teaching team. The class will be led by myself and **Don Simonson** and will meet three to four times monthly between now and next May. The class can accommodate up to six students and will be cancelled if fewer than four sign up. The class will require reading some fly fishing and casting texts, and regular practice for a candidate to test successfully. For Members, the course would be free if we can find an area at no cost. Non-members will be considered but there will be a cost of approximately \$100/month. If we need to rent a class teaching area, the cost of that rental would be divided equally among participants.

If interested, contact **Pat Peterman** at patpeterman@gmail.com or at 425-503-5979.

Fly Tier's Roundtable

Fly Tier's Roundtable Resumes

By Dick Brening

We are restarting the Fly Tier's Round Table this coming week, on October 8. We will hold it the second Wednesday evening of each month until next May when we will again break for the summer season.

The Round Table is an informal evening of fly tying and general conversation about fly tying as well as many other subjects, most of which revolve around fly fishing.



We meet at the Evergreen Covenant Church, 3200 78th Ave SE on Mercer Island at 6:30PM and are usually out of there well before 9 PM.

If you would like to have you name placed on a meeting reminder e-mail send **Dick Brening** an e-mail and you will be included.

Project Healing Waters



Project Healing Waters Report for

1ST, 2ND and 3RD Quarters of 2014

By Jim McRoberts

- Number of volunteers **12, 11, 13**
- Hours donated by Volunteers **879**
- Number of disabled vets participating **152**
- Fly tying classes **77**
- Casting classes **8**
- Fishing outings **8** local plus Yakima float trip and Pooh's Pond in Port Angeles
- Rod building classes **5**
- Lynnwood Fly Fishing Show **2** days



"There he stands, draped in more equipment than a telephone lineman, trying to outwit an organism with a brain no bigger than a breadcrumb, and getting licked in the process."

- Paul O'Neil



Vancouver Island B.C.

Vancouver Island Sept. 16-23 2014

By Dave Schorsch

Comox, Campbell River, Strathcona, Gold River, Walker Island. Oyster river, windy, low water. Light lines, pinks, cutts, a few early silvers, lots of bullheads.

Very few anglers, great scenery, amazing caves, great company. Gonna go again!



Let's hear it for the Bullhead!

Fall Fishing Montana Rivers

September in Montana

By Hugh Clark

Maury Skeith and I fished the Beaverhead, the Big Hole, the Missouri and the Clark Fork over ten days at the end of September. Weather was extremely hot for all but one day, reaching the high 80's and low 90's in the afternoons.

Very little surface activity occurred on the first three rivers, and we used streamers and nymphs, landing only 6-8 fish a day for the first three days. The nymph hitch had a terminal split shot with two very small nymphs above and required delicate handling to avoid the bolo effect while casting. Size 18 and 20 nymphs needed better eyes than ours to get a 4 or 5x leader through. Our second day on the Missouri produced about ten trout in the 16-19 inch range with good aerobic performances. Our last day on the Clark Fork proved out best, with twelve or fourteen fish taken on dry flies, particularly the purple haze, the local favorite, replacing the parachute adams in sizes 14-18. Canyons, prairies, mountains, red huckleberry, and yellow aspen brightened our day, and we stayed in several fine RV parks with our rigs.

The state has gone out of its way to attract fly fishers, with many convenient access sites. We will certainly return.



Big Hole River, Montana

Vancouver Island B.C.

Cluxewe Resort, September 16-23

By Dick Stearns

I hope I've healed enough by the next club meeting so as not to cause undue concern. As I was literally tripping down to the beach in haste to make my first cast, I must have stumbled over my wading staff and did a face plant on a driftwood stump. Nothing broke except my Polaroid's, and DeVonne got me patched up after she stopped recoiling at the sight of blood. After that, and a few aspirins, I returned to the beach where I hooked and lost my first large salmon on a new spey outfit I had brought along with this beach in mind.

Cluxewe Resort is on the northeast coast of Vancouver Island and has a most picturesque beach facing Johnston Strait and the mainland. It has nicely furnished cabins and about 100 campsites. New management has upgraded the restaurant to where after dining four times, we'd give it at least three stars. We brought our outboard and inflatable in case we wanted to get away from the crowds of hardware slingers, but our targeted fish, the coho, hadn't shown up in any great numbers, so we were able to just go down the beach to where the slingers weren't and cast in harmony with nature.



Cluxewe Marsh Swans

I chose the spey cast for two reasons: 1) the resort hosts non-fisherfolk who chose to walk the beach oblivious to back-casts, and 2) because the beach is somewhat steep, back-casts tend to tick the rocks just enough to dull or break hooks, resulting in the

(Continued on page 5)

(Continued from page 4)

gnashing of teeth when a strike doesn't produce a hookup.

This year I was prepared, and while my spey cast still needs perfecting, I was able to reach baitfish activity at the edge of kelp beds. Most hookups were of the jack coho variety of 2-3 lbs, but on the last day I landed a nice female of about 10-12 lbs that took me into the backing several times. I should complain to the designer of this reel because its smooth and silent drag kept me from really appreciating the spectacular run of this fish.



I'm from the school where the old 'Hardy scream' is half the fun.

Hannan Lake


Lake Hannan Outing, September 27th

By Ron Dion

There were only 6 or 7 in attendance (**Mark Pratt**, **Ben Davidson**, **Bob Birkner** + a few others) for this beautiful day of fly fishing.

The dragon flies were abundant, mating and laying eggs in the shallow water near the shoreline. The trout were determined to catch them, leaping several inches, and successful enough to encourage continue attempts. I had minimal success since I haven't yet figured out how to suspend a dragon fly pattern 6 inches above the lake surface! But it was fun using a large sixpac and a few other patterns. I could visually see the 12" - 14" trout, all rainbows except 1 brilliantly colored cutt that I caught, pursuing the dragons and my meager patterns.

What a perfect day fishing.



A Great Day at Hannan Lake



Camp Hamilton, Hannan Lake

The correct spelling is Hannan Lake. Source: Lakes of Washington, by Ernest Wolcott, 1962. There has been some confusion on this.—Ed

23-SW1/4 HANNAN LKA 1094-s 48.4-e 25-e R Q96-G/H
5 1/4 mi SE fm Monroe, & 2100' SE fm Lk Forta—
dr SW'ly via Hannan cr to Cherry cr & Snoqualmie
Rv—bvr dam in outlet removed in Aug. '53, and
lk lowered abt 6"—EB, RB

Big Twin Lake

Club Outing, October 4th and 5th

By Ron Dion

Fishing this year was very different from last year since the water level was down about 2 feet from last year. So the trout were not as abundant in the shallows, unless you ask **Dick Brening** who did quite well with his emerger, or **Mark Pratt** during an unusual adult damsel frenzy.

Dave's Usual was my most successful pattern in the shallows. Most everyone had catching success fishing at about the 25' - 40' depth, where the fish liked a squirrel zonker.

Weather was fantastic all weekend, and thanks to President **Mike** for starting the BBQ with a box full of delicious corn-on-the-



Some Additional Remarks

Anybody that left dinner table hungry Saturday evening has only themselves to blame. **Mike Mosczynski's** grilled corn, as always, was the highlight along with plenty of large steaks, many appetizers and side dishes to choose from.

The evening campfire was the spot of good conversation with plenty campfire heat supplied by the "Nolan Log" well into the night.

I think everyone left contented.




Mark Pratt's Contribution
Barbequed Pork


WFFC at Big Twin



**Well by Golly
Ron Dion does catch fish!**



'Ghost Lake' Early Morning Fog



Geese—Lot's of em'



Hot Flies at Big Twin
Ron Dion's Squirrel Zonker
and
Dave's Usual



Mike Wearne
Envisions the big one about to take his fly



Pete Baird
Stealthily searches out a hot spot



The Creel Notes Editor
He even caught one!



'The Nolan Log'
Provided by Mike Nolan—an irregular "stump
like" piece of cedar provided continuous heat for
Saturday night's campfire



**Pete Baird unpacks a Wine bladder while
Ann Callahan looks on**



"Master of The Grilled Corn"
President Mike Moszynski
It's the best tasting corn on the cob
bar none!



As...Gary and Ann Bergquist will attest!

An Extra Tip

Making a Loop Connection on Fly-Lines Using Heat-Shrinkable Tubing

By Michael Sorensen

Below is a step-by-step guides showing how to make welded loops. The method is universal for all coated fly lines and gives strong, small and neat loops, which will glide noiseless through the guides.

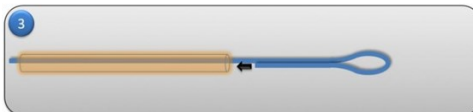
Step 1 - Insert your fly line into a piece of shrink tube of approx. 6-8 cm (2-3 inches).




Step 2 - Form a loop on your fly line.




Step 3 - Insert the tip of the fly line into the shrink tube.



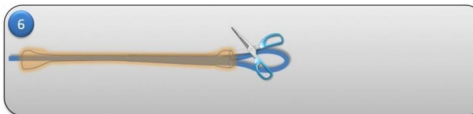
Step 4 - Stop the tip approx. 1-2 cm (1/2 inch) from the edge of the shrink tube. This is important to make sure you don't hit the fly line when heating



Step 5 - Carefully Apply heat to the shrink tube. Use a lighter or a candle. Apply the heat in short intervals. The coating of the fly line will melt and merge. Repeat this until all the fly line connection is smoothly merged. Don't apply too much heat.



Step 6 - Wait for the coating of the fly line to cool a bit down. Then you can remove the used shrink tube carefully. The shrink tube is best removed while it is still a little warm.



Step 7 - Congratulation - You have completed your first loop



Follow up Hint:

Practice on an old fly line or a cheap line. The first few times you might fail, but when you get the hang of it, its quit easy.

This is only a start-guide. There are many variants of making loops with shrink tubes. Make your own experiments

Fly of the Month

Simple Black Dragon

By Dick Brening

I'm sure many of you have observed this in the past but, during a mid September fishing trip to Chopaka Lake, I became fascinated with the attention the large Dragonflies were getting from the larger fish cruising along the reeds. The fish were freely launching themselves into the air to snatch the mating pairs of Dragonflies who were doing their dance just above the water's surface. The fish weren't always successful in their attempts at a plentiful meal but their rises were spectacular.

Frustrated by not having a large adult Dragonfly pattern in my fly box, I retreated to my trailer and searched through the fly tying materials that I had brought with me, hoping I could create an acceptable imitation. I came up with the following simple to tie fly that, to my surprise, worked when the rise activity resumed the next afternoon.

It is a very simple pattern:

- Size 12 2X hook
- 1/8" Black Foam
- Large Grizzly Hackle



1. Cut a 1/8 " wide Strip of black foam 2" long.
2. Tie the foam strip in above point of hook with long straight body extended past the curved end of hook.
3. Wrap thread forward halfway to eye. Tie foam down.
4. Wrap thread forward. Tie down foam near the eye.
5. Bring the thread back to halfway spot.
6. Double back the foam to form a head and tie down at half-way spot.
7. Bring the thread back and tie down the foam above the hook point and clip the foam off 1/8" behind last tie down.
8. Tie in a generous black grizzly hackle at rear most tie down point.
9. Tie in a second generous black grizzly hackle at halfway tie down point and whip finish.
10. Note: If you counter wrap one of the hackles it will help to keep your leader from being spun-up during casting.

I fished this fly successfully with a splashy delivery and the fish were on it immediately.



Washington Fly Fishing Club
P.O. Box 639
Mercer Island, WA 98040
www.wffc.com

Stamp
here

October 2014

Meeting Announcement



**Meetings are held on the third Tuesday of each month at the
Seattle Tennis Club, 922 McGilvra Blvd. E.**

**The Wet Fly hour begins at 5:30 PM and dinner is served at
6:45 PM.**

This month:

Washington Fly Fishing Club
75th Anniversary Celebration

